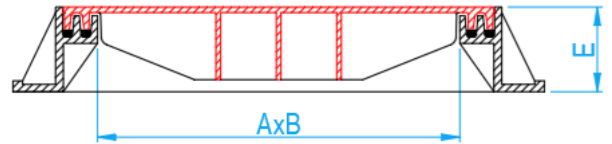



# DUCTILE IRON HEAVY DUTY AIR TIGHT MANHOLE & FRAME

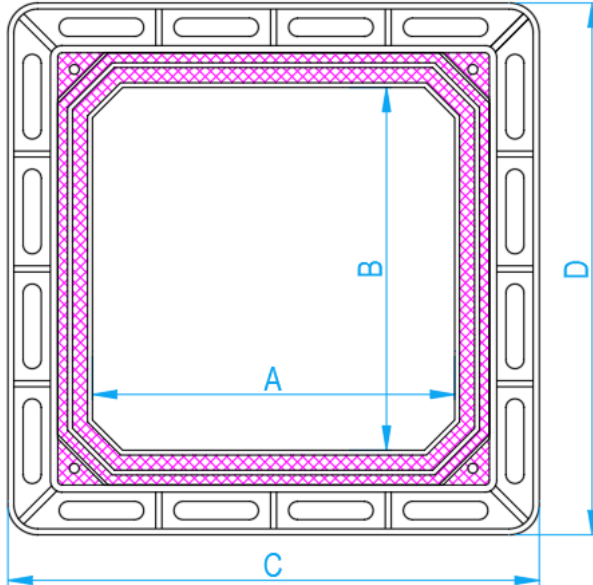
COMPLY WITH SS30:1999(2012)  
BS9124:2008



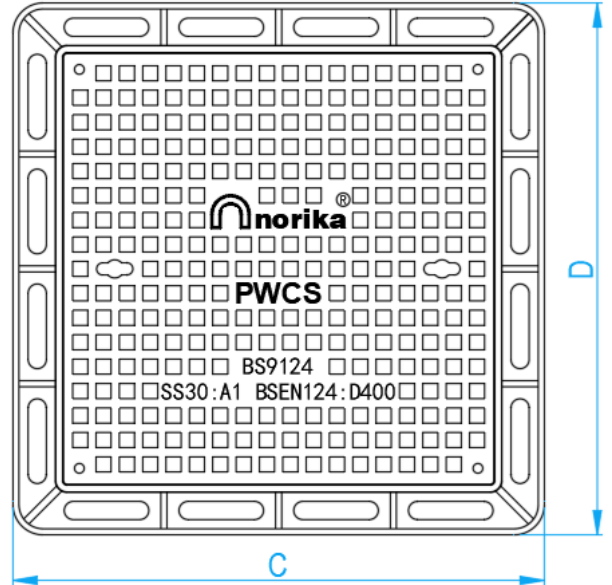
Type of Weight (Symbol)	SS30 Grade	Design Load	Place of Installation	BSEN124	Design Load
	A1	400KN	In carriageways of expressways, arterial, industrial roads and parking areas for all types of road vehicles.	D400	400KN



CROSS SECTION VIEW



FRAME TOP VIEW



TOP VIEW

## DIMENSIONS

SKU	GRADE	MATERIAL	INTERNAL OPENING (mm)	EXTERNAL CxD (mm)	HEIGHT E (mm)	WEIGHT (Kg)	Remarks / Optional
DIMCATD400-0600	A1	Ductile Iron	600x600	890x890	140	155	Air / Water Tight