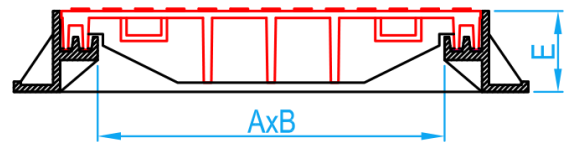



DUCTILE IRON HEAVY DUTY AIR TIGHT MANHOLE & FRAME

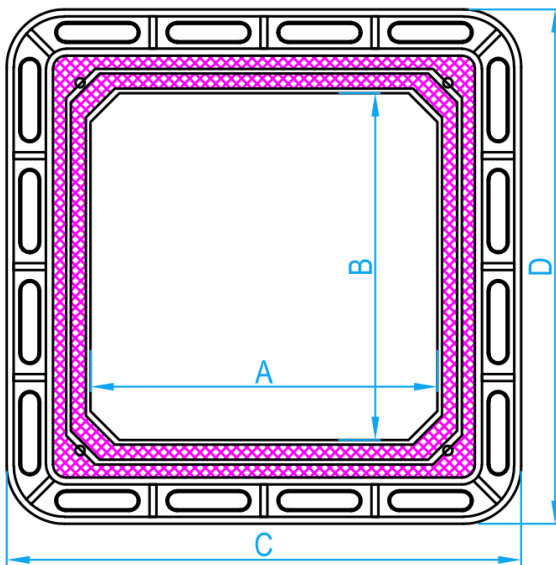


COMPLY WITH BSEN 124:1994 (600KN)
SS30:1999(2012)
BS9124:2008

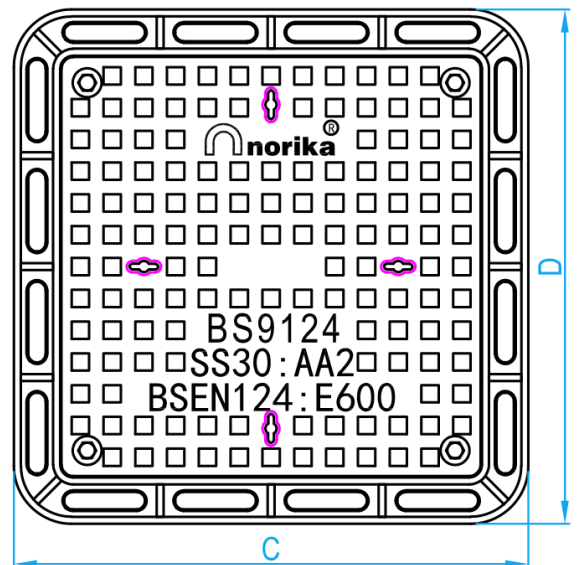
Type of Weight (Symbol)	SS30 Grade	Design Load	Place of Installation	BSEN124	Design Load
	AA2	600KN	In areas, generally not on public road imposing high wheel loads, e.g. docks, aircraft pavements.	E600	600KN



CROSS SECTION VIEW



FRAME TOP VIEW



TOP VIEW

DIMENSIONS

SKU	GRADE	MATERIAL	INTERNAL OPENING (mm)	EXTERNAL CxD (mm)	HEIGHT E (mm)	Remarks / Optional
DIMCATE600-0600	AA2	Ductile Iron	600x600	890x890	140	Air / Water Tight