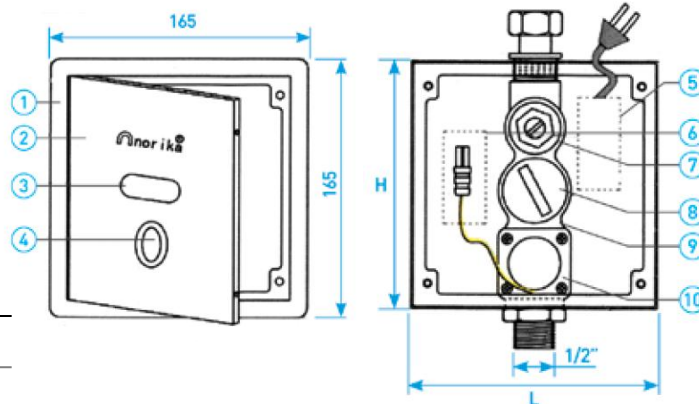

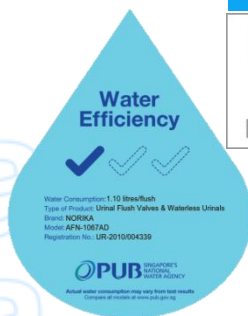


URINAL CONCEAL AUTO SENSOR FLUSHING SYSTEM



COMPONENT PARTS

ITEM	PARTS	MATERIAL
1.	Face Panel Easel	AISI304
2.	Face Panel	AISI304
3.	Sensor Eye	PC
4.	Push Button	AISI304
5.	AC Power Adaptor	Silicon Steel
6.	Battery Pack	ABS
7.	Flow Regulator	ABS
8.	Filter	AISI304
9.	Valve Body	Brass
10.	Solenoid Valve	Brass

EXTERNAL VIEW

INTERNAL VIEW

CHARACTERISTIC

- Intelligent user friendly sensing with manual over-riding option for convenience.
- Adjustable flushing volume features to cater to low capacity flushing for water conversion.
- Invisible locking mechanism and stainless steel satin finish for stylish aesthetic look.
- The automatic flushing feature ensure that your washroom is rid of odor at all time.

STANDARD SPECIFICATIONS

SKU	SIZE [mm]	SENSOR DISTANCE	POWER SUPPLY	OPERARTIONAL PRESSURE
AFVN1067AD	130[L] x 106 [H] x 73 [W]	500mm to 700mm	DC :6V, AC:220V	0.7~3.0 Bar

STANDARD SPECIFICATIONS

PERIPHERAL TEMPERATURE RANGE	RESPONSE TIME	VOLUME OF DISCHARGE	INLET DIAMETER	WEIGHT [kg]	PCS/CTN
0-60°	5 Seconds	0.5 to 1.5 litres	15mm	1.70	10