

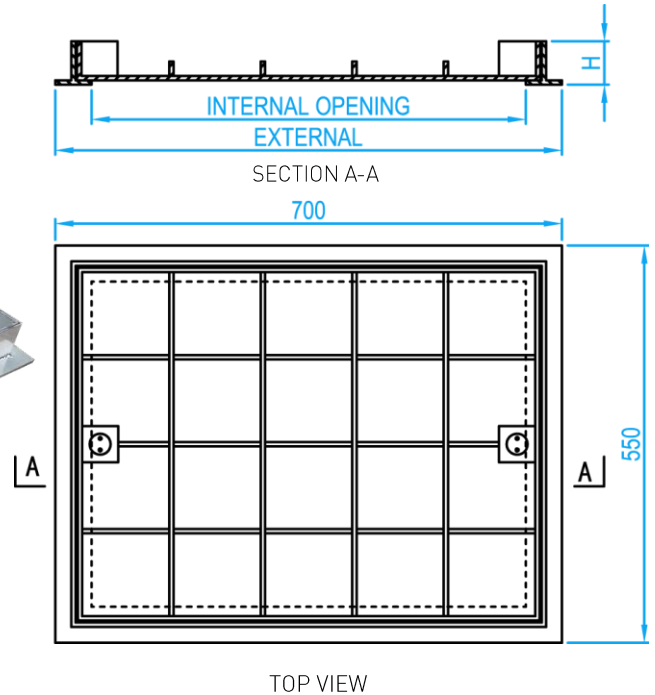


STAINLESS STEEL LIGHT / HEAVY DUTY RECESSED COVER & FRAME



COMPLY WITH SS30:1999 (2012)

Type of Weight (Symbol)	SS30 Grade	Design Load	Place of Installation	EN124	Design Load
	C	30KN	In precincts which are inaccessible to motor vehicles.	A15	30KN
	A1	400KN	In carriageways of expressways, arterial, industrial roads and parking areas for all types of road vehicles.	D400	400KN



DIMENSIONS

SKU	MATERIAL	INTERNAL OPENING (mm)	EXTERNAL (mm)	HEIGHT H (mm)	WEIGHT (kg)	Remarks/ Optional
SSRICC	Stainless Steel 304	600x450	700x550	61	20.8	Light Duty Recessed
SSRICC316L	Stainless Steel 316L	600x450	700x550	61	20.8	Light Duty Recessed
SSRICC-A1	Stainless Steel 304	600x450	750x600	140	95.0	Heavy Duty Recessed
SSRICC316L-A1	Stainless Steel 316L	600x450	750x600	140	95.0	Heavy Duty Recessed