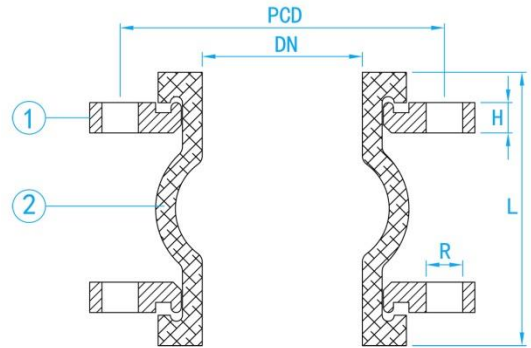

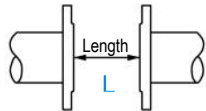


SINGLE-SPHERE FLANGED RUBBER EXPANSION JOINT

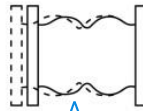
COMPLY WITH BS4504: SECTION 3.2:1989



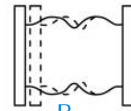
CROSS SECTION VIEW



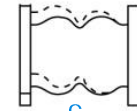
Length=Pipe flange spacing



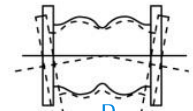
Axial elongation



Axial compression



Lateral displacement



Angular deflection

STANDARD SPECIFICATIONS

Nominal Pressure	PN16
Scaling Test Pressure	1.76Mpa
Strength Test Pressure	2.4Mpa
Operating Temperature	-5 ~ +85°C

COMPONENT PARTS

ITEM	PARTS	MATERIAL
1	Flanges	Galvanized Iron
2	Elastomer	EPDM

DIMENSIONS

SKU	SIZE (mm)	L (mm)	H (mm)	NO.S OF HOLS	R (mm)	PCD (mm)	A (mm)	B (mm)	C (mm)	D a1+a2	WEIGHT (kg)
FEJN035	32	95	16	4	18	100	6	9	9	15°	2.525
FEJN042	40	95	16	4	18	110	6	10	9	15°	3.360
FEJN050	50	105	18	4	18	125	7	10	10	15°	3.617
FEJN065	65	115	18	4	18	145	7	13	11	15°	4.200
FEJN080	80	135	20	8	18	160	8	15	12	15°	5.000
FEJN100	100	150	20	8	18	180	10	19	13	15°	6.200
FEJN125	125	165	22	8	18	210	12	19	13	15°	9.100
FEJN150	150	180	22	8	22	240	12	20	14	15°	11.200
FEJN200	200	210	24	12	22	295	16	25	22	15°	15.800
FEJN250	250	230	26	12	26	355	16	25	22	15°	21.300
FEJN300	300	245	28	12	26	410	16	25	22	15°	25.500
FEJN350	350	255	30	16	26	470	16	25	22	15°	47.610