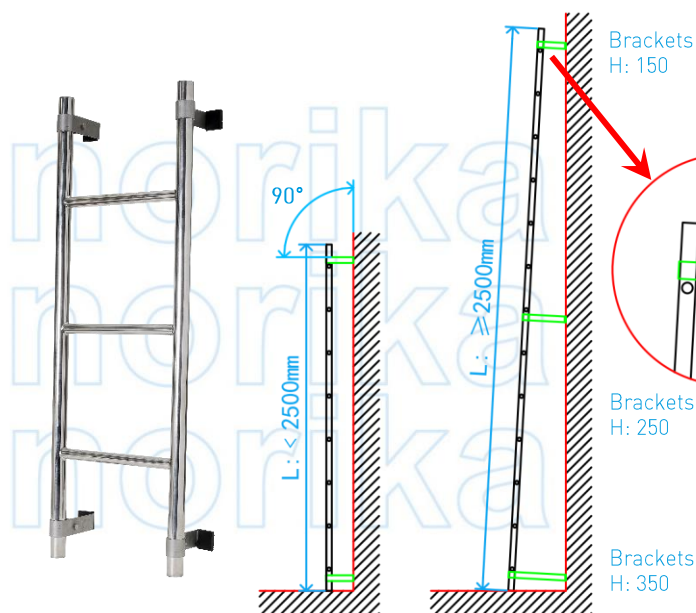

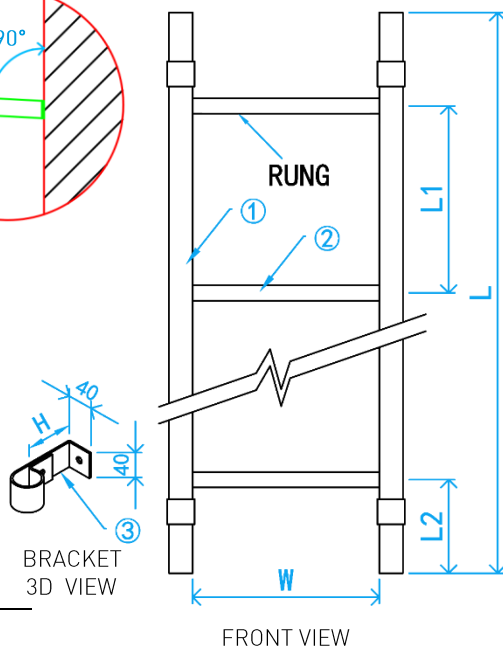


STAINLESS STEEL AISI304/ AISI316 CAT LADDER



***Note:** Ladders with length (L) less than 2500 mm require two pairs of support brackets. If (L) greater than 2500 mm, use three pairs to ensure structural integrity and load stability. Sizes are customizable.



OPTIONAL PARTS

SKU	SECURED TO WALL BRACKETS H (mm)	APPLICATIONS
SSCLNAB100/ SSCLNAB100-316	100	Pump Room Swimming Pool Balancing Tank
SSCLNAB150/ SSCLNAB150-316	150	
SSCLNAB200/ SSCLNAB200-316	200	
SSCLNAB250/ SSCLNAB250-316	250	
SSCLNAB300/ SSCLNAB300-316	300	

COMPONENT PARTS

ITEM	PARTS	MATERIAL
1	Rail	AISI304 Optional AISI316
2	Rungs	AISI304 Optional AISI316
3	Brackets	AISI304 Optional AISI316

DIMENSIONS

SKU	Nos OF RUNGS	Pairs OF WALL BRACKETS	L (mm)	L1 (mm)	L2 [mm]	W [mm]	WEIGHT (kg)
SSCLN0900/ SSCLN0900-316	3	2	900	300	150	300	5.0
SSCLN1200/ SSCLN1200-316	4	2	1200	300	150	300	7.0
SSCLN1400/ SSCLN1400-316	4	2	1400	300	250	300	7.5
SSCLN1500/ SSCLN1500-316	5	2	1500	300	150	300	8.0
SSCLN1600/ SSCLN1600-316	5	2	1600	300	200	300	8.3
SSCLN1700/ SSCLN1700-316	5	2	1700	300	250	300	8.6
SSCLN1800/ SSCLN1800-316	6	2	1800	300	150	300	9.0
SSCLN2000/ SSCLN2000-316	6	2	2000	300	250	300	9.7
SSCLN2100/ SSCLN2100-316	7	2	2100	300	150	300	10.0
SSCLN2400/ SSCLN2400-316	8	2	2400	300	150	300	11.0
SSCLN3000/ SSCLN3000-316	10	3	3000	300	150	300	15.2
SSCLN3600/ SSCLN3600-316	12	3	3600	300	150	300	17.0
SSCLN3900/ SSCLN3900-316	13	3	3900	300	150	300	17.9